



Questions and comments to Marketcall@SaxoBank.com

The Saxo Market Call podcast - Wednesday, October 27, 2021

NOTE: The slides here that accompany the podcast will occasionally mention financial instruments that are not tradable for all retail clients, depending on the relevant appropriateness test. Financial instruments mentioned can range from low to high risk, and our thoughts on the market should not be viewed as investment recommendations, but inspiration and information to gain a better understanding of current market dynamics.

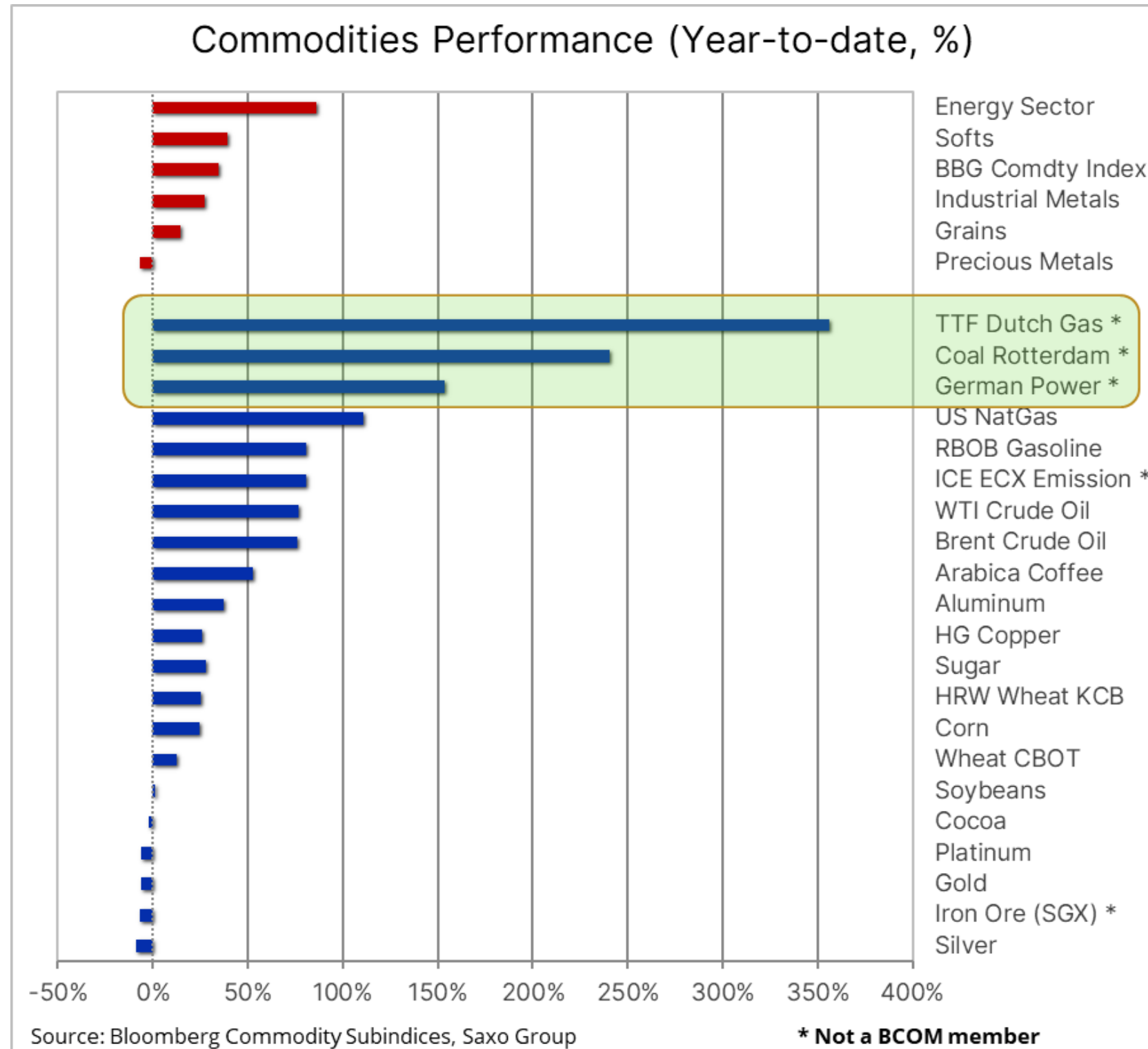
Market Call Special Edition podcast tomorrow with Copenhagen Atomics



Thomas Jam Pedersen



Monthly Commodities webinar today at noon CET: Sign up at webinars.saxo



Webinar

Commodities Update

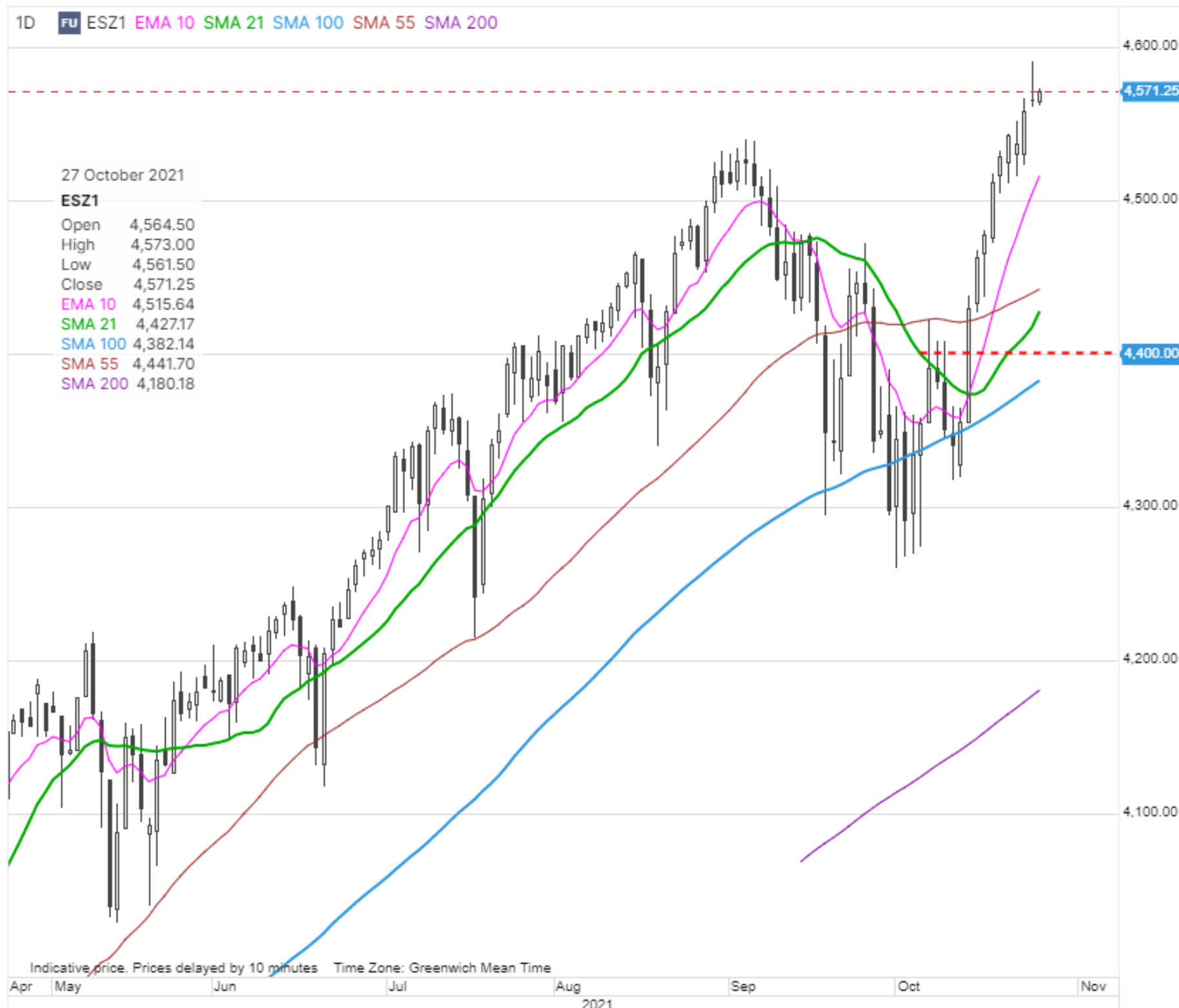
Oil, gold and other commodities are always on the move. Stay ahead of the curve with our regular Commodities Update and join Saxo's Head of Commodity Strategy, Ole Hansen, as he explores how fundamentals, geopolitics and other factors can influence commodity prices and looks at the latest market opportunities for traders and investors.

Date: **Wed, 27 Oct 2021**

Your time: **12:00 (UTC+02)**

Host: **Ole Hansen, Saxo**

First sign of weakness in US equities after blistering two-week advance.



Source: Saxo Group

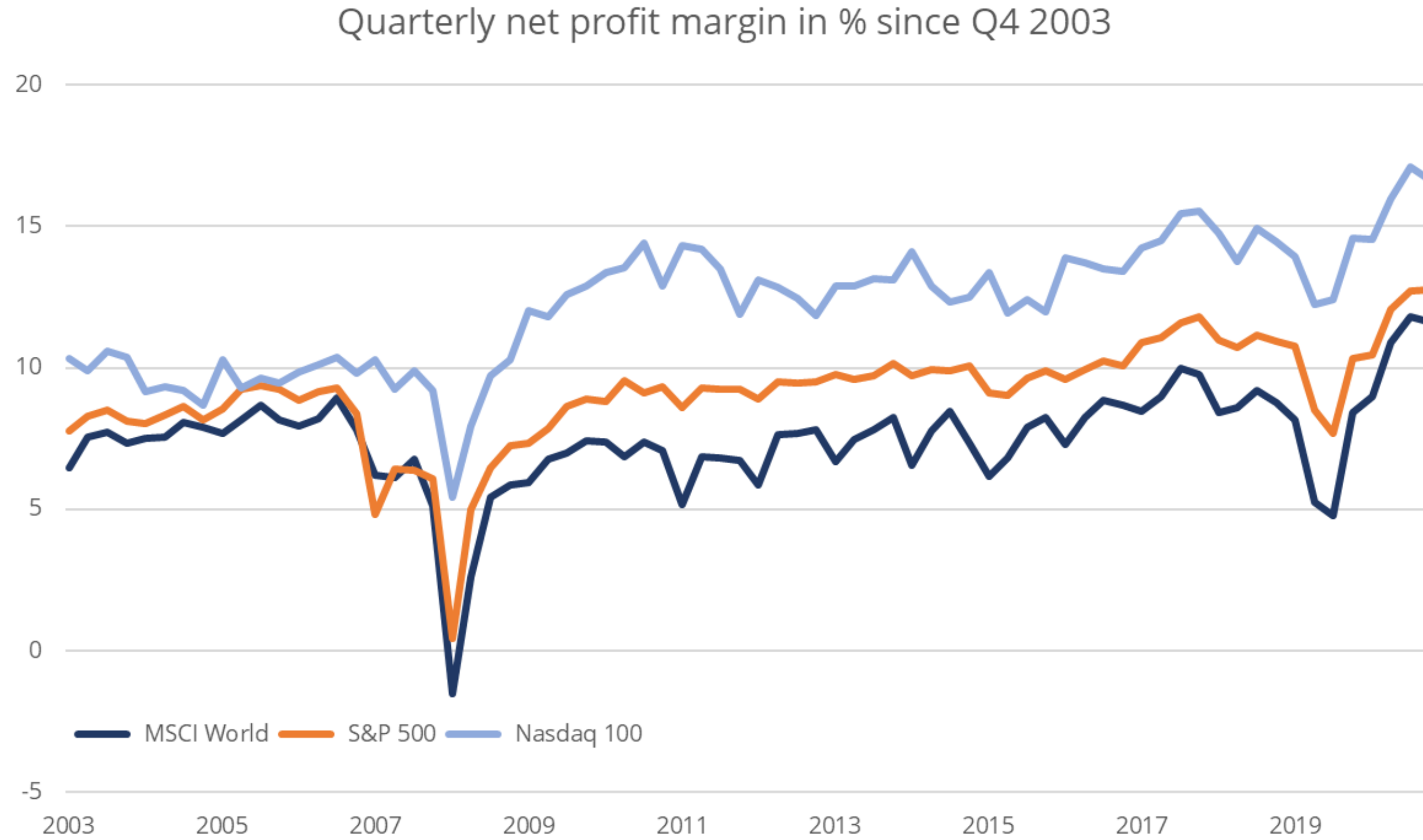
Saxo equity themes performance overview

Sorted on one-day return

Theme	1D	MTD	YTD	1Y	5Y
India (GDRs)	1.4	6.3	40.7	75.3	116.6
Mega Caps	1.4	11.6	27.2	46.1	370.1
Battery	1.0	8.6	17.0	112.3	536.7
Travel	0.8	-0.8	10.6	46.7	64.6
Financial Trading	0.5	8.6	32.4	57.5	268.5
MSCI World (USD)	0.2	5.4	19.1	34.4	104.2
Green Transformation	0.1	10.6	7.6	79.6	954.5
NextGen Medicine	0.1	-0.9	-3.0	35.1	1,033.8
Payments	0.0	5.7	7.7	42.2	370.1
Logistics	0.0	2.8	38.0	60.8	192.9
Semiconductors	0.0	3.8	20.8	54.1	439.3
MSCI EM (USD)	-0.1	3.5	2.2	17.0	60.5
Commodity Sector	-0.5	6.8	23.4	55.6	142.3
Crypto & Blockchain	-0.7	26.7	108.4	781.8	NA
Gaming	-0.8	3.3	-13.9	-0.2	395.8
Defence	-1.0	-0.1	11.1	36.2	87.1
China Consumer & Technology	-1.2	5.1	-12.1	11.7	374.5
3D Printing	-1.6	2.9	15.0	51.4	115.4
Bubble Stocks	-1.8	8.2	-4.3	29.7	1,724.6
Cyber Security	-1.8	9.8	23.8	51.5	367.3
E-commerce	-2.1	1.0	-10.9	10.4	550.7
Cannabis	-3.3	-7.1	13.1	78.8	590.1

Source: Bloomberg and Saxo Group

Profit margins have peaked creating a new environment for equities



Source: Bloomberg and Saxo Group

FX: Aussie rates jolted after Q3 CPI release



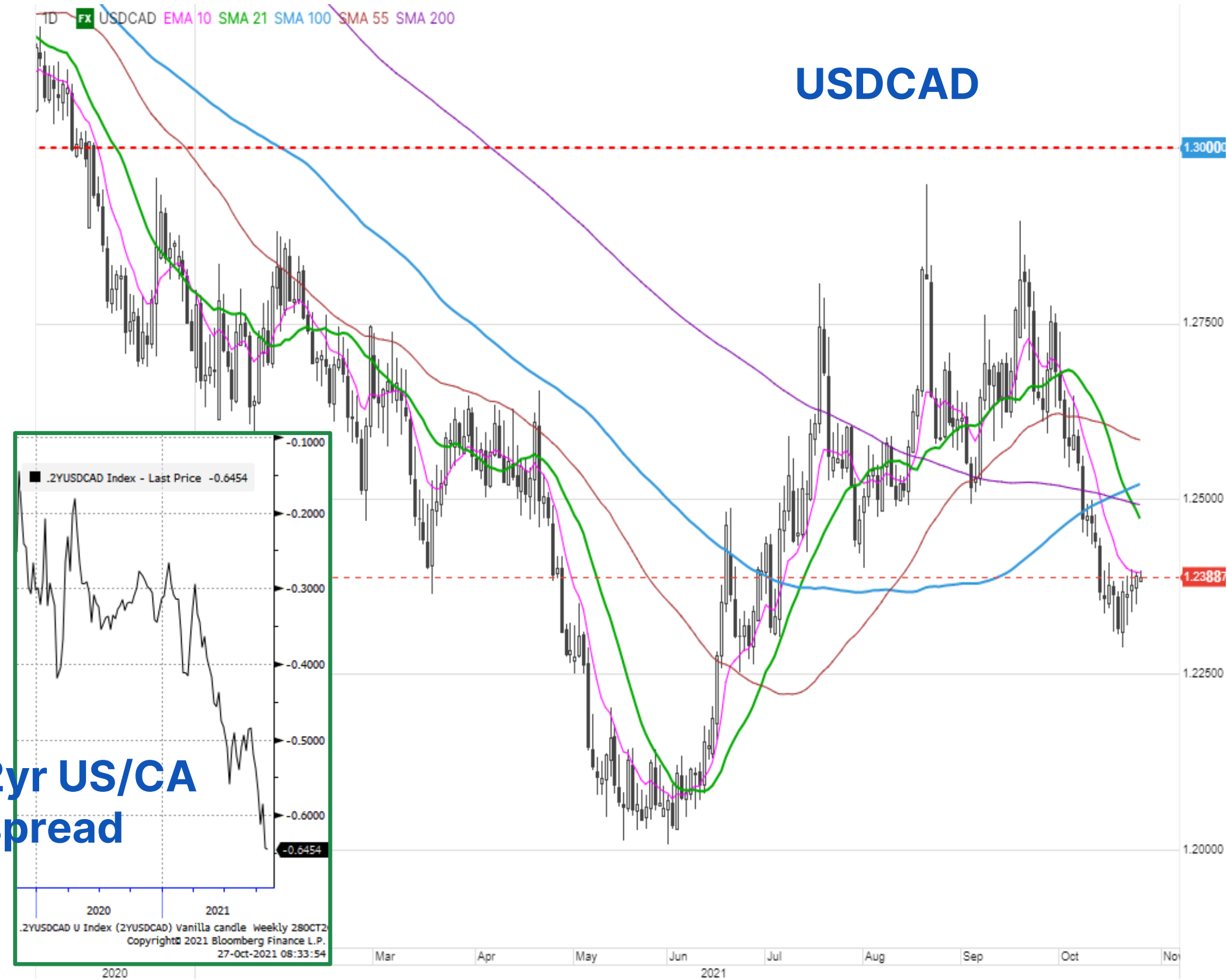
Source: Saxo Group



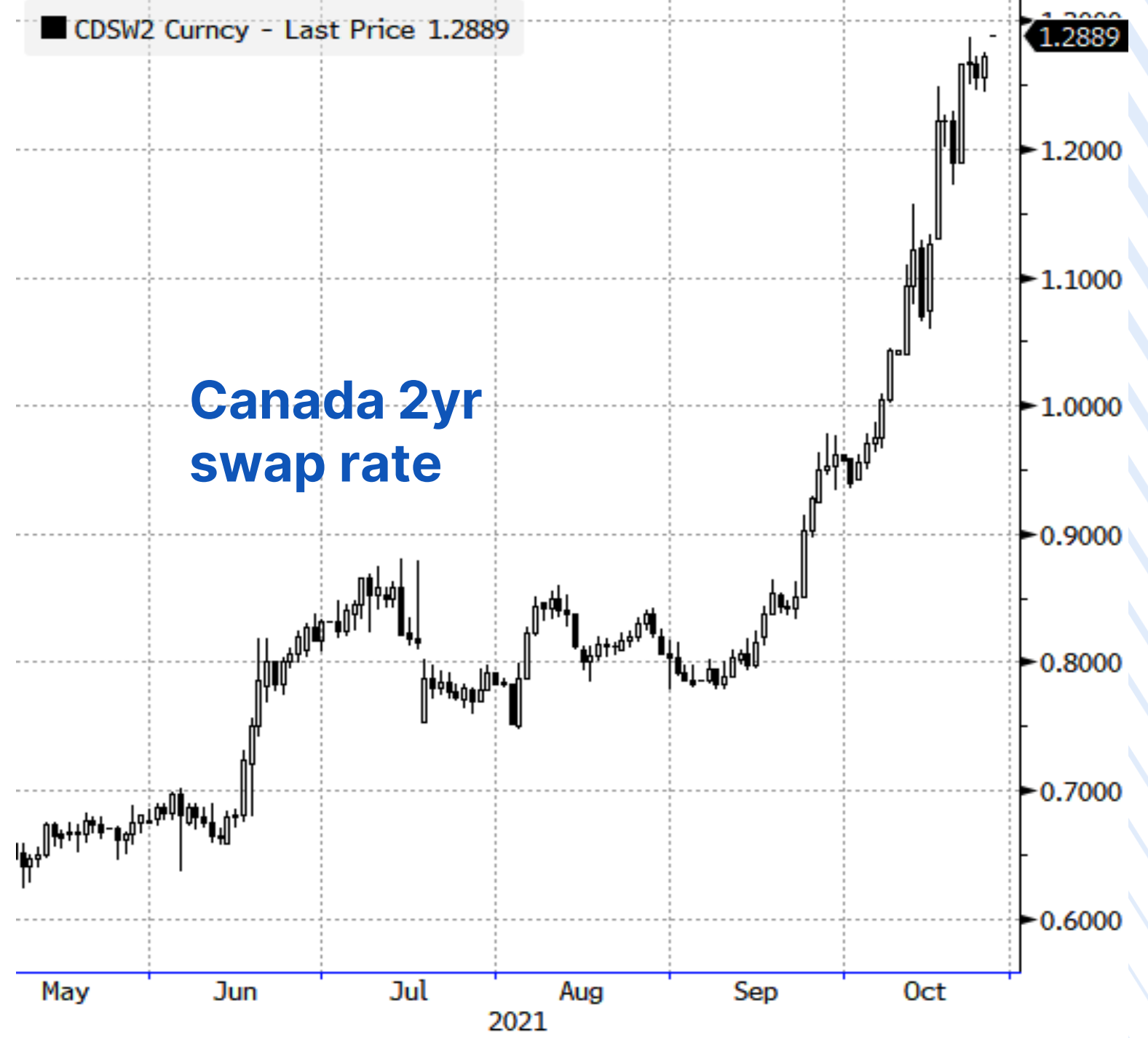
ADSW2 Currency (AUD SWAP SA (VS 6M) 2Y) Vanilla candle Daily 20SEP2020-27OCT2021 Copyright© 2021 Bloomberg Finance L.P. 27-Oct-2021 08:15:50

Source: Bloomberg

FX: USDCAD ahead of Bank of Canada meeting today



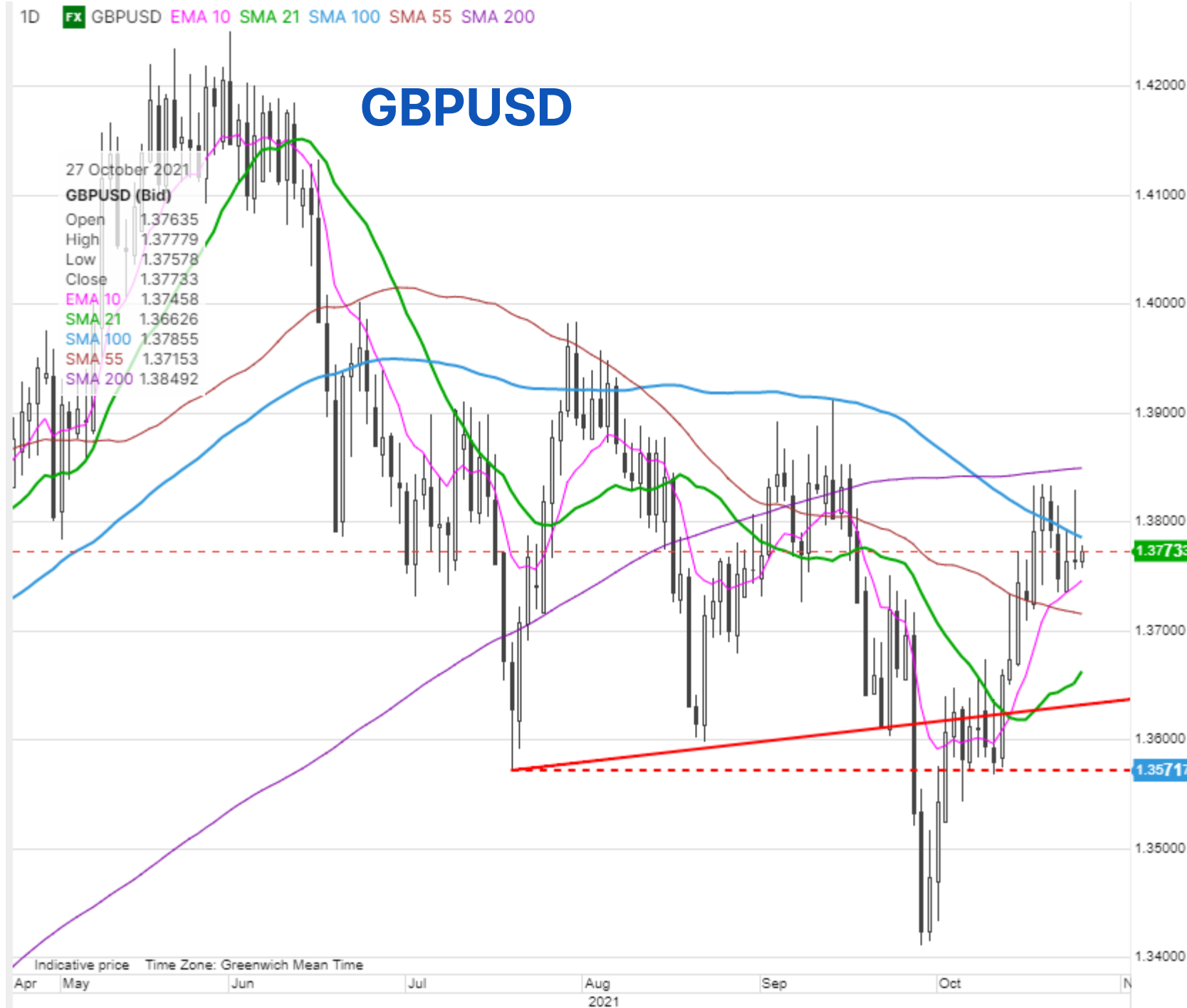
Source: Saxo Group



CDSW2 Curncy (CAD SWAP SA (VS 3M) 2Y) Vanilla candle Daily 20SEP2020-27OCT2021 Copyright© 2021 Bloomberg Finance L.P. 27-Oct-2021 08:22:44

Source: Bloomberg

FX: Focus on sterling today with fall budget statement.



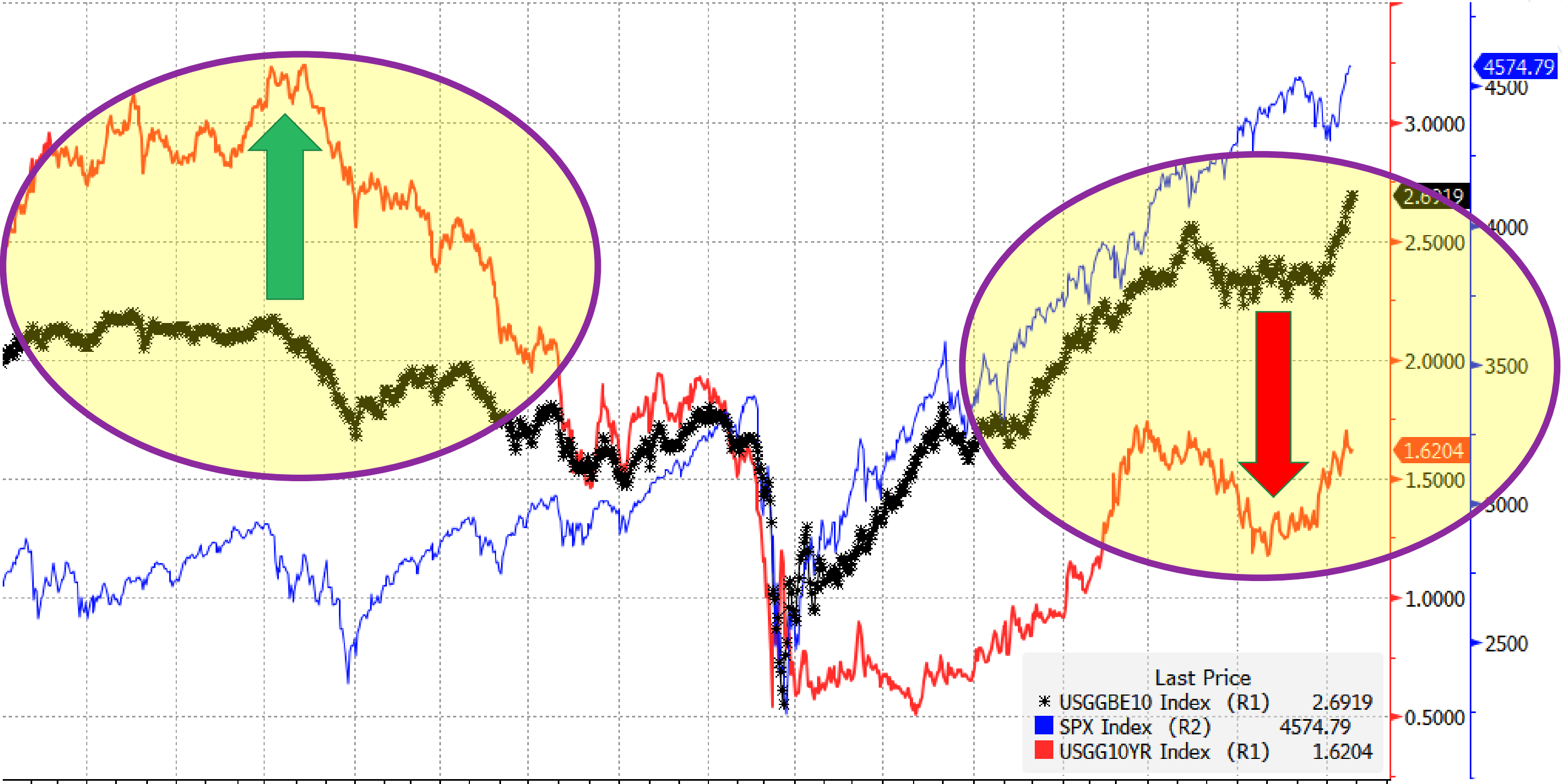
FX Board - Trend Evolution for G10 FX + CNH Wednesday, October 27, 2021

Aggregate	EUR	USD	CNH	JPY	GBP	CHF	AUD	CAD	NZD	SEK	NOK	XAU	XAG
Trends ->	-4.0	-2.1	1.4	-6.3	-0.5	-0.1	4.2	0.7	3.4	0.4	3.3	0.9	2.9
2D Change	-0.2	0.5	0.3	0.3	0.2	-0.1	1.0	-0.6	-0.2	-0.5	-0.8	-0.7	-1.8
5D Change	-0.2	0.7	0.7	3.9	-0.8	0.9	0.1	-2.1	-1.3	-0.1	-2.1	1.7	-0.3
↑ Momentum													

Trend readings for last five weeks													
Date	EUR	USD	CNH	JPY	GBP	CHF	AUD	CAD	NZD	SEK	NOK	XAU	XAG
27-Oct	-4.0	-2.1	1.4	-6.3	-0.5	-0.1	4.2	0.7	3.4	0.4	3.3	0.9	2.9
26-Oct	-4.0	-2.3	1.5	-6.6	-0.5	-0.2	3.6	1.0	3.6	0.5	3.7	1.3	3.8
25-Oct	-3.9	-2.6	1.0	-6.6	-0.7	0.0	3.2	1.2	3.7	0.9	4.1	1.6	4.7
22-Oct	-3.7	-2.9	0.8	-7.5	-0.6	0.3	2.9	1.7	3.8	1.2	4.3	0.5	4.1
21-Oct	-3.9	-2.8	0.6	-9.1	0.2	-0.3	3.5	2.2	4.4	0.7	4.8	-0.2	3.6
20-Oct	-3.8	-2.8	0.6	-10.3	0.3	-1.0	4.1	2.8	4.7	0.6	5.4	-0.8	3.1
19-Oct	-3.7	-2.1	1.2	-10.1	0.3	-1.0	3.4	3.3	3.5	0.6	5.1	-1.0	1.8
18-Oct	-3.7	-1.2	0.2	-9.6	0.1	-0.4	3.0	4.3	2.1	0.9	4.7	-0.5	1.1
15-Oct	-4.1	-1.0	0.1	-9.3	-0.1	-0.2	3.4	4.7	1.0	1.5	4.7	0.5	1.3
14-Oct	-4.0	-0.4	0.8	-8.1	-0.9	0.1	3.6	5.0	-0.5	0.6	4.4	1.9	1.2
13-Oct	-3.8	0.6	1.7	-7.1	-0.7	0.1	3.5	5.0	-1.9	-0.8	3.9	1.3	-0.1
12-Oct	-4.1	1.5	1.8	-6.5	-0.8	-0.2	3.5	5.6	-2.0	-2.0	3.6	-0.1	-1.1
11-Oct	-4.1	1.3	1.7	-5.4	-0.8	0.2	2.8	5.3	-2.3	-1.9	3.5	-0.7	-1.1
8-Oct	-4.3	1.2	2.0	-3.5	-0.8	-0.1	1.7	4.8	-2.7	-2.1	4.2	-0.5	-1.1
7-Oct	-4.4	1.5	2.2	-2.1	-0.8	0.0	1.6	3.8	-2.7	-3.0	4.0	-0.3	-1.4
6-Oct	-4.1	1.6	2.4	-1.8	-1.2	0.1	0.7	3.4	-2.6	-2.8	4.5	0.0	-1.6
5-Oct	-3.8	1.3	2.4	-2.0	-1.6	-0.3	0.5	3.1	-2.1	-1.8	4.5	-0.3	-1.9
4-Oct	-3.4	1.8	3.1	-1.2	-2.5	-0.1	0.2	2.9	-2.3	-1.6	3.4	-0.1	-2.3
1-Oct	-2.9	2.9	4.6	-1.1	-3.2	-0.7	-0.1	2.7	-2.8	-1.4	2.3	-0.6	-3.2
30-Sep	-2.0	3.8	4.5	-1.5	-3.6	-0.4	-0.5	2.8	-3.1	-1.2	1.3	-1.3	-4.5
29-Sep	-0.8	3.8	3.6	-2.3	-3.4	-0.4	-1.1	2.3	-2.6	-1.4	2.4	-2.8	-5.2
28-Sep	-0.9	2.2	2.3	-2.5	-2.4	-0.7	-1.0	1.9	-1.2	-1.1	3.6	-3.1	-3.8
27-Sep	-1.7	1.3	1.4	-2.0	-1.3	-0.9	-1.2	1.4	-0.5	-0.7	4.3	-2.9	-4.1
24-Sep	-1.4	1.2	1.1	-1.0	-1.9	-0.9	-2.0	0.3	-0.1	0.4	4.4	-3.1	-4.9
23-Sep	-1.4	1.3	0.9	0.6	-1.9	-1.2	-1.9	-0.8	0.6	0.1	3.9	-3.0	-4.9

Source: Saxo Group

Real yields at the root of (almost) everything?



USGGBE10 Index (US Breakeven 10 Year) Daily 27APR2021-27OCT2021 Copyright© 2021 Bloomberg Finance L.P. 27-Oct-2021 08:02:46

Source: Bloomberg

Crude oil focus: EIA stock report and Big 5 earnings

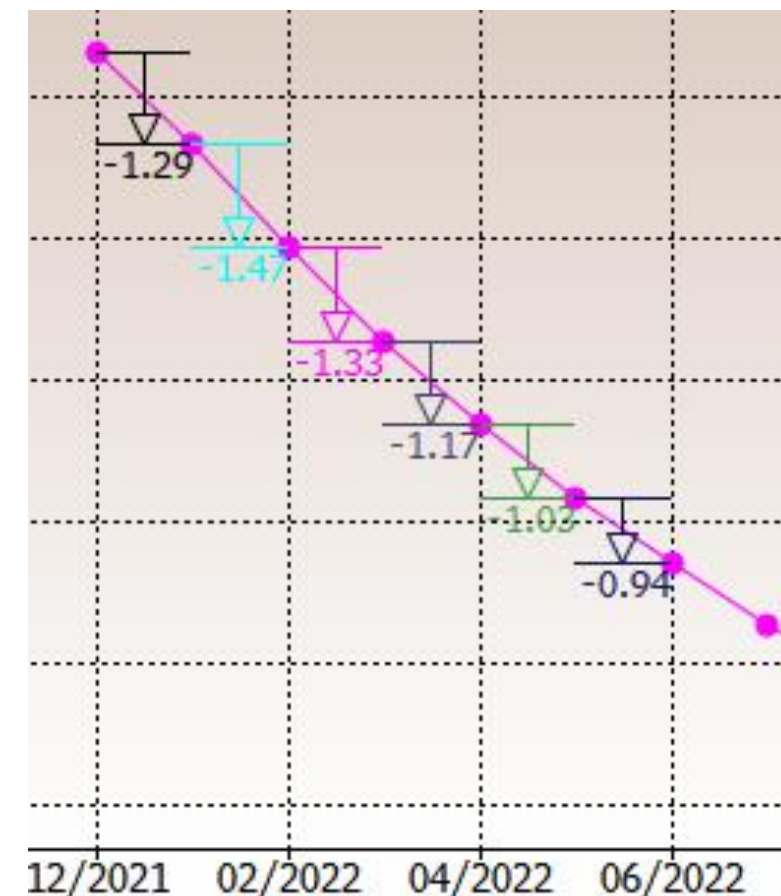


Source: Saxo Group

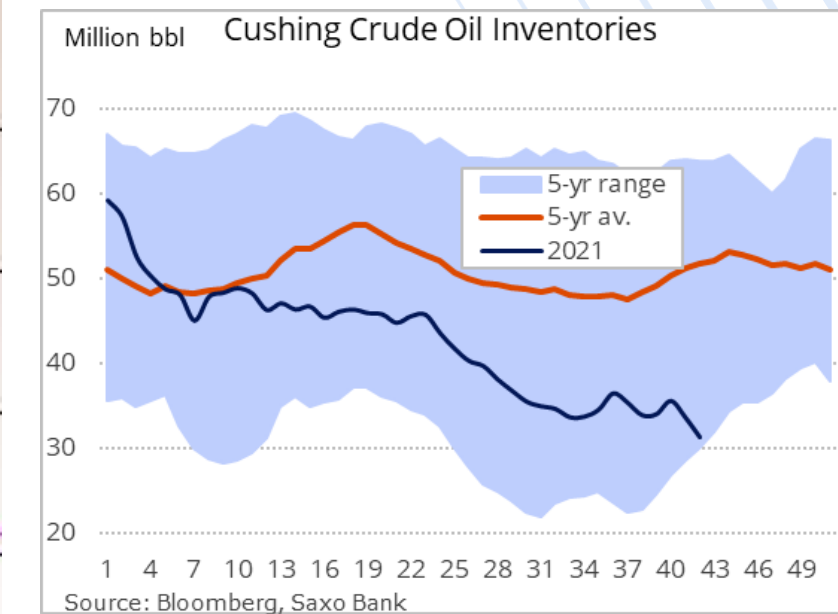
Big Oil Is About to Post Highest Cash Flow in More Than 13 Years

EIA Petroleum Status Report	Period	API	EIA survey	Unit
Crude Oil stocks	22-Oct	2,320	2,000	1000 bbl
Gasoline stocks	22-Oct	530	-2,235	1000 bbl
Distillate stocks	22-Oct	986	-2,250	1000 bbl
Cushing stocks	22-Oct	-3,700		1000 bbl

Source: EIA, API, Bloomberg and Saxo Bank



Source: Bloomberg

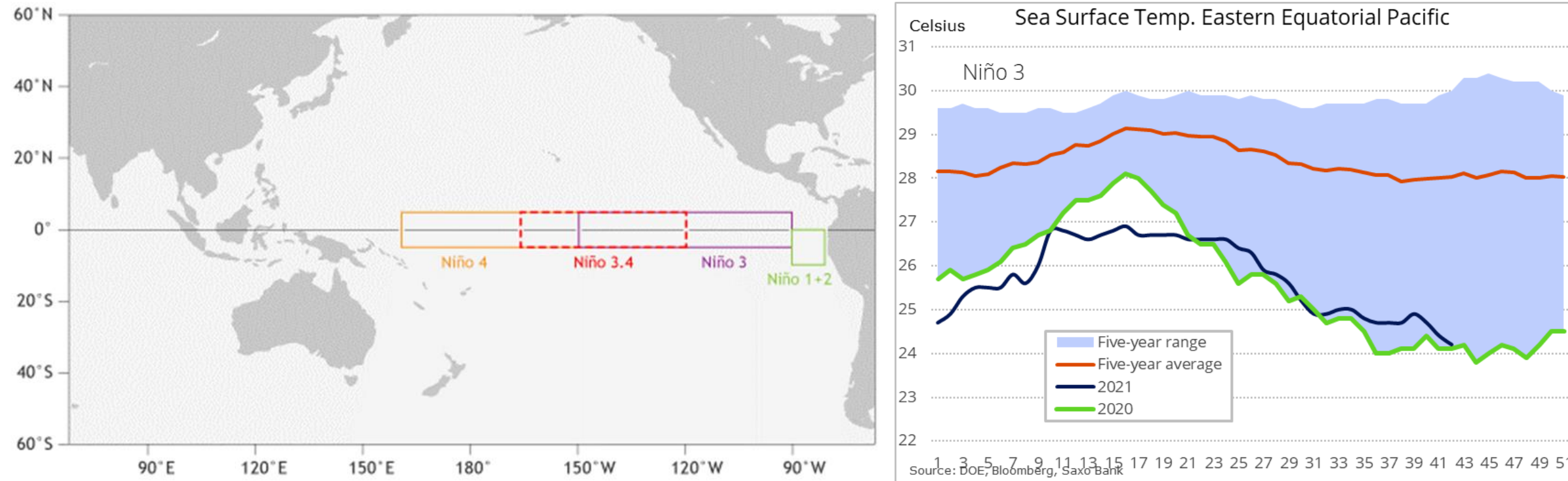


China having some success curbing runaway prices



Source: Bloomberg

La Niña return could add to already volatile market conditions



La Nina Arrives, Threatening to Stoke Droughts and Roil Markets

California and Brazil may get drier, while the Atlantic hurricane season could see more late-season storms as a result.

La Nina Threatens to Worsen Energy Crisis With Colder Winter

Lower than usual temperatures from China to Japan will add to power demand at a time of already tight supply and high prices.

Robinhood spooks the market; big tech delivers in Q3

Today: ANZ, Novozymes, Neste, **BASF**, Deutsche Bank, Ping An Insurance, Fanuc, Hitachi, GlaxoSmithKline, Heineken, Equinor, Iberdrola, **Banco Santander**, Assa Abloy, Thermo Fisher Scientific, Coca-Cola, McDonald's Service Now, Bristol-Myers Squibb, **Boeing**, General Motors, Ford Motor, Twilio, **eBay**, Spotify, Garmin

Thursday: Anheuser-Busch, **Shopify**, Suncor Energy, Sanofi, Dassault Systems, **TotalEnergies**, PetroChina, **BYD**, Agricultural Bank of China, **UniCredit**, **Sony**, Keyence, **Royal Dutch Shell**, Lloyds Banking Group, Hexagon, **Apple**, **Amazon**, **Mastercard**, Comcast, Merck & Co, Linde, Starbucks, **Caterpillar**, Atlassian, **Newmont**

Friday: **BNP Paribas**, **Daimler**, Merck, China Construction Bank, Bank of China, Eni, **Exxon Mobil**, **Chevron**, AbbVie, Colgate-Palmolive

BASF financials (quarterly)

In Millions of EUR	2022 Q2 Est	2022 Q1 Est	2021 Q4 Est	2021 Q3	2021 Q2	2021 Q1	2020 Q4
3 Months Ending	06/30/2022	03/31/2022	12/31/2021	09/30/2021	06/30/2021	03/31/2021	12/31/2020
Market Capitalization				60,197.1	61,354.4	65,046.7	59,443.9
- Cash & Equivalents				3,099.0	3,077.0	4,334.0	4,537.0
+ Preferred & Other				1,222.0	804.0	793.0	670.0
+ Total Debt				19,779.0	19,318.0	20,296.0	20,574.0
Enterprise Value				78,099.1	78,399.4	81,801.7	76,150.9
Revenue, Adj	20,206.0	19,220.4	17,934.6	19,669.0	19,753.0	19,400.0	15,905.0
Growth %, YoY	2.3	-0.9	12.8	42.4	55.8	15.8	8.3
Gross Profit, Adj	5,482.1	5,286.0	4,475.2	4,907.0	5,081.0	5,098.0	4,028.0
Margin %	27.1	27.5	25.0	24.9	25.7	26.3	25.3
EBITDA, Adj	2,485.0	3,236.0	2,054.8	2,526.0	3,055.0	3,048.0	2,406.0
Margin %	12.3	16.8	11.5	12.8	15.5	15.7	15.1
Net Income, Adj			812.3	1,183.6	1,570.9	1,637.9	887.0
Margin %			4.5	6.0	8.0	8.4	5.6
EPS, Adj	1.56	1.66	1.01	1.29	1.71	1.78	0.97
Growth %, YoY	-9.0	-6.7	4.6	-	-	58.4	-
Cash from Operations				1,896.0	2,537.0	-525.0	2,101.0
Capital Expenditures	-1,213.3	-1,435.7	-1,286.3	-819.0	-767.0	-456.0	-1,098.0
Free Cash Flow	1,684.0	-102.8	1,782.6	1,077.0	1,770.0	-981.0	1,003.0

Source: Bloomberg

Macro – Calendar Highlights

Today's Calendar Highlights (all times GMT)

1130 – UK Chancellor Sunak to deliver Budget Statement

1230 – US Sep. Advance Goods Trade Balance

1230 – US Sep. Preliminary Durable Goods Orders

1400 – Canada Bank of Canada Rate Decision

1430 – US Weekly DoE Crude Oil and Product Inventories

1500 – Canada Bank of Canada Governor Macklem Press Conference

2130 – Brazil Selic Rate Announcement

2340 – Australia RBA speakers Debelle, Bullock

2350 – Japan Sep. Retail Sales

Japan Bank of Japan Meeting

Upcoming Economic Calendar Highlights

THU: Germany Oct. Unemployment Change/Rate, **ECB Meeting, Germany Oct. CPI, US Q3 GDP estimate**

FRI: Japan Sep. Industrial Production, Australia Sep. Retail Sales, Australia Q3 PPI, Germany Q3 GDP, **Euro Zone Oct. CPI**, Canada Aug. GDP, **US Sep. PCE Inflation**, US Oct. Final University of Michigan Sentiment.

October 30-31 – G20 Summit

October 31-November 12 – COP26 climate summit

November 3 – FOMC Meeting

November 4 – Bank of England Meeting

Appendix: 5-year chart of S&P 500



Appendix: Where do you find the equity theme baskets?

The screenshot displays the Saxo TraderGO interface. At the top, the navigation menu includes 'TRADING', 'RESEARCH', and 'ACCOUNT'. The 'RESEARCH' tab is highlighted with a red box. Below the navigation, a secondary menu lists various market categories: 'Overview', 'Hot Topics', 'Quarterly Outlook', 'Forex', 'Stocks', 'Commodities', 'Bonds', 'ETFs', 'Crypto', 'Education', 'Trade Signals', 'News', 'Market Analysis', 'Calendar', and 'Equities'. The 'Stocks' category is also highlighted with a red box.

The main content area features four equity baskets, each with a line chart and performance metrics:

- US 30 Wall Street**: 34,581.20 USD. Daily: -0.07%, Monthly: 1.52%, Yearly: 35.75%.
- US Tech 100 NAS**: 13,674.79 USD. Daily: -0.02%, Monthly: -2.10%, Yearly: 42.48%.
- US 500**: 4,206.67 USD. Daily: -0.05%, Monthly: -0.11%, Yearly: 37.68%.
- Germany 30**: 15,591.67 EUR. Daily: -0.03%, Monthly: 2.62%, Yearly: 30.62%.

Below the baskets is a section for 'Latest articles' with a 'See All' link. It contains four article cards:

- Amazon**: EQUITIES | 01-Jun-2021 12:50 | 8 Minutes to read. Pricing power and valuation discount drive logistics returns in the future.
- Dragon**: EQUITIES | 01-Jun-2021 00:00 | 8 Minutes to read. Macro Dragon Reflections: Is Beyond Meat the next GameStop? Thoughts on the Jan-Feb Short Squeeze.... THE HIVE, AMC, GME, BB & BYND...
- Ship**: EQUITIES | 28-May-2021 10:50 | 6 Minutes to read. Additions to crypto basket; JD Logistics rides the e-commerce bonanza.
- Map**: EQUITIES | 27-May-2021 02:00 | 5 Minutes to read. Upcoming catalysts.

At the bottom, there is a section for 'Saxo's Equity Baskets' with a 'See All' link. It features four theme baskets:

- Logistics**: Represented by an image of a cargo ship.
- Semiconductors**: Represented by an image of a microchip.
- Financial Trading**: Represented by an image of a computer monitor displaying a stock market chart.
- Crypto and Blockchain**: Represented by an image of a Bitcoin coin.

Disclaimer

The Saxo Bank Group entities each provide execution-only service and access to Analysis permitting a person to view and/or use content available on or via the website. This content is not intended to and does not change or expand on the execution-only service. Such access and use are at all times subject to (i) The Terms of Use; (ii) Full Disclaimer; (iii) The Risk Warning; (iv) the Rules of Engagement and (v) Notices applying to Saxo News & Research and/or its content in addition (where relevant) to the terms governing the use of hyperlinks on the website of a member of the Saxo Bank Group by which access to Saxo News & Research is gained. Such content is therefore provided as no more than information. In particular no advice is intended to be provided or to be relied on as provided nor endorsed by any Saxo Bank Group entity; nor is it to be construed as solicitation or an incentive provided to subscribe for or sell or purchase any financial instrument. All trading or investments you make must be pursuant to your own unprompted and informed self-directed decision. As such no Saxo Bank Group entity will have or be liable for any losses that you may sustain as a result of any investment decision made in reliance on information which is available on Saxo News & Research or as a result of the use of the Saxo News & Research. Orders given and trades effected are deemed intended to be given or effected for the account of the customer with the Saxo Bank Group entity operating in the jurisdiction in which the customer resides and/or with whom the customer opened and maintains his/her trading account. Saxo News & Research does not contain (and should not be construed as containing) financial, investment, tax or trading advice or advice of any sort offered, recommended or endorsed by Saxo Bank Group and should not be construed as a record of our trading prices, or as an offer, incentive or solicitation for the subscription, sale or purchase in any financial instrument. To the extent that any content is construed as investment research, you must note and accept that the content was not intended to and has not been prepared in accordance with legal requirements designed to promote the independence of investment research and as such, would be considered as a marketing communication under relevant laws.

Please read our disclaimers:

[Notification on Non-Independent Investment Research](https://www.home.saxo/legal/niird/notification) (https://www.home.saxo/legal/niird/notification)

[Full disclaimer](https://www.home.saxo/legal/disclaimer/saxo-disclaimer) (https://www.home.saxo/legal/disclaimer/saxo-disclaimer)

[Full disclaimer](https://www.home.saxo/legal/saxoselect-disclaimer/disclaimer) (https://www.home.saxo/legal/saxoselect-disclaimer/disclaimer)