



Questions and comments to Marketcall@SaxoBank.com

The Saxo Market Call podcast - Thursday, July 29, 2021

NOTE: The slides here that accompany the podcast will occasionally mention financial instruments that are not tradable for all retail clients, depending on the relevant appropriateness test. Financial instruments mentioned can range from low to high risk, and our thoughts on the market should not be viewed as investment recommendations, but inspiration and information to gain a better understanding of current market dynamics.

Fixed income webinar up later today at 1100 GMT

Sign up: webinars.saxo



 Webinar

Fixed Income Update

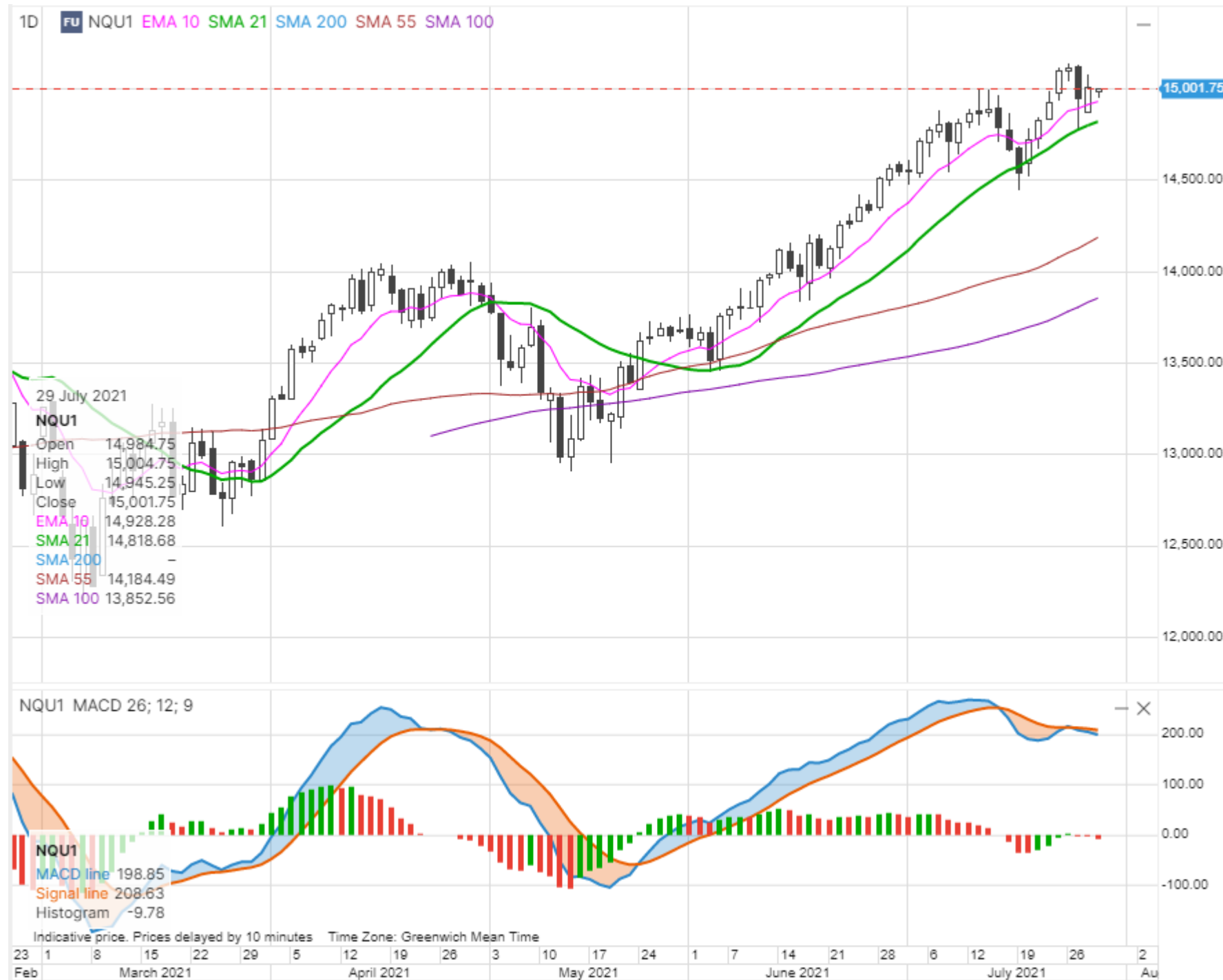
Want to learn more about the latest opportunities in global bond markets? Join our Fixed Income Strategist, Althea Spinozzi, for her regular Fixed Income Updates, as she explores bond market trends across developed and emerging markets and presents different strategies you can use to trade both corporate and government bonds.

Date:	Thu, 29 Jul 2021
Your time:	13:00 (UTC+02)
Host:	Althea Spinozzi, Saxo

[Sign up](#)

Nasdaq 100 tries to maintain 15,000 after FOMC, Facebook plunges late

Nasdaq 100 Index



Source: Saxo Group

Saxo equity themes performance overview

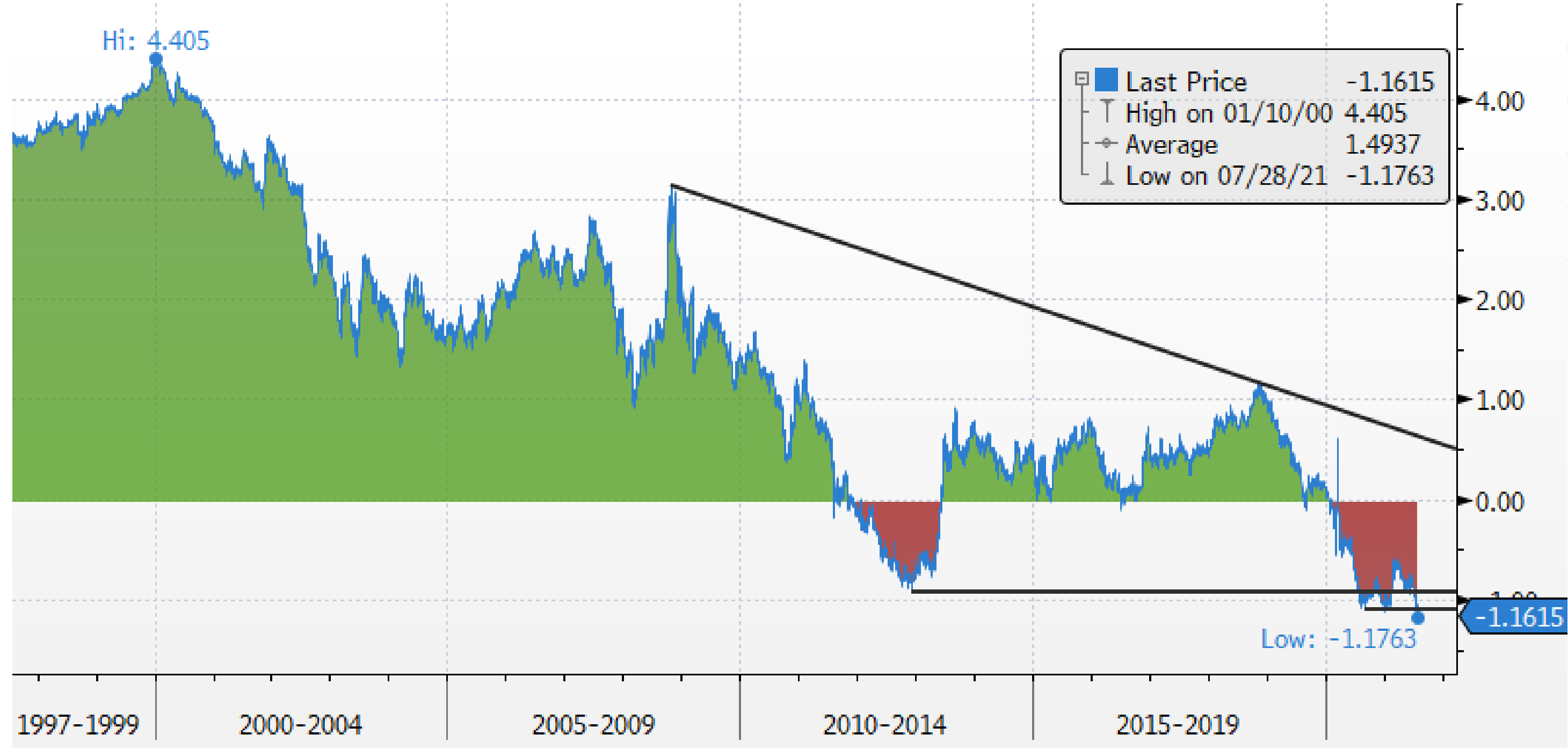
Sorted on one-day return

Theme	1D	MTD	YTD	1Y	5Y
Cannabis	5.3	-5.8	43.7	97.5	1,316.6
Bubble Stocks	4.7	-9.7	-7.7	54.7	1,670.0
Crypto & Blockchain	4.1	-6.3	63.5	662.0	NA
NextGen Medicine	3.2	-8.2	-0.6	72.1	1,005.7
China Consumer & Technology	3.1	-13.4	-11.6	33.8	433.6
Green Transformation	2.7	-2.9	-3.0	112.3	837.4
E-commerce	2.2	-5.7	-2.0	52.3	706.8
3D Printing	2.1	-11.1	18.0	86.6	120.8
India (GDRs)	2.0	0.3	26.7	73.0	108.0
Gaming	1.9	-8.7	-11.0	22.2	454.3
Battery	1.3	-0.3	8.4	131.9	506.8
MSCI EM (USD)	1.3	-7.4	-0.5	19.4	62.6
Travel	1.0	-4.1	5.3	54.5	54.7
Cyber Security	0.9	5.6	14.0	50.4	331.6
Mega Caps	0.8	-1.9	13.1	48.3	371.0
Semiconductors	0.6	-3.1	16.2	58.7	482.2
Commodity Sector	0.3	-1.9	18.0	45.9	134.2
Logistics	0.2	-4.2	26.2	68.9	175.9
Financial Trading	0.2	-1.5	21.4	45.9	234.3
MSCI World (USD)	0.0	1.8	15.1	35.4	95.0

Source: Bloomberg and Saxo Group

Yields were flat amid the FOMC meeting. The biggest move was in real yields, which fell to a new low level.

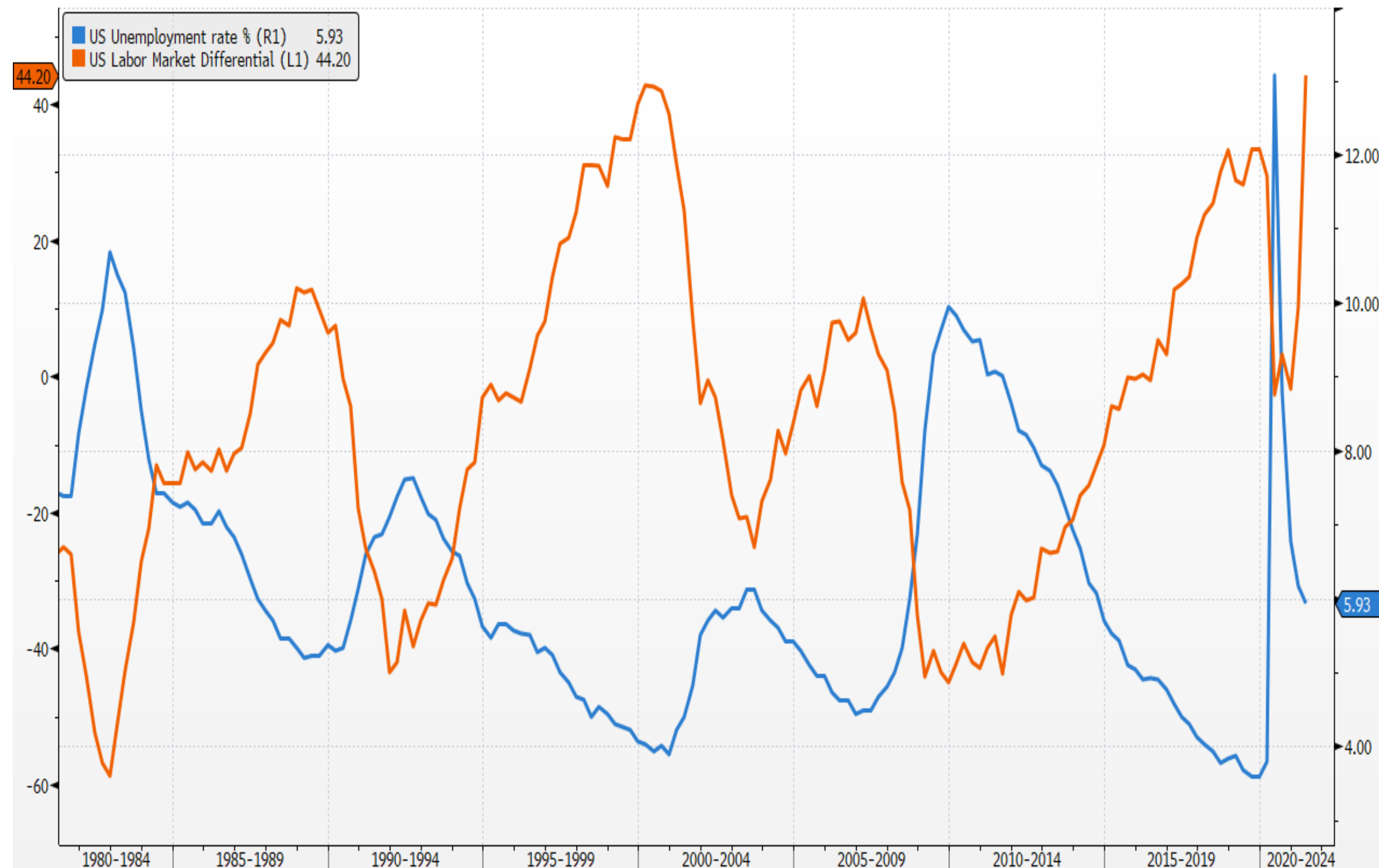
10-year TIPS fell to the lowest level on record



Source: Bloomberg.

The Federal Reserve is waiting for «maximum employment». We might not be far from it.

The unemployment rate will continue to fall



Source: Bloomberg.

Low yields add to monetary stimulus

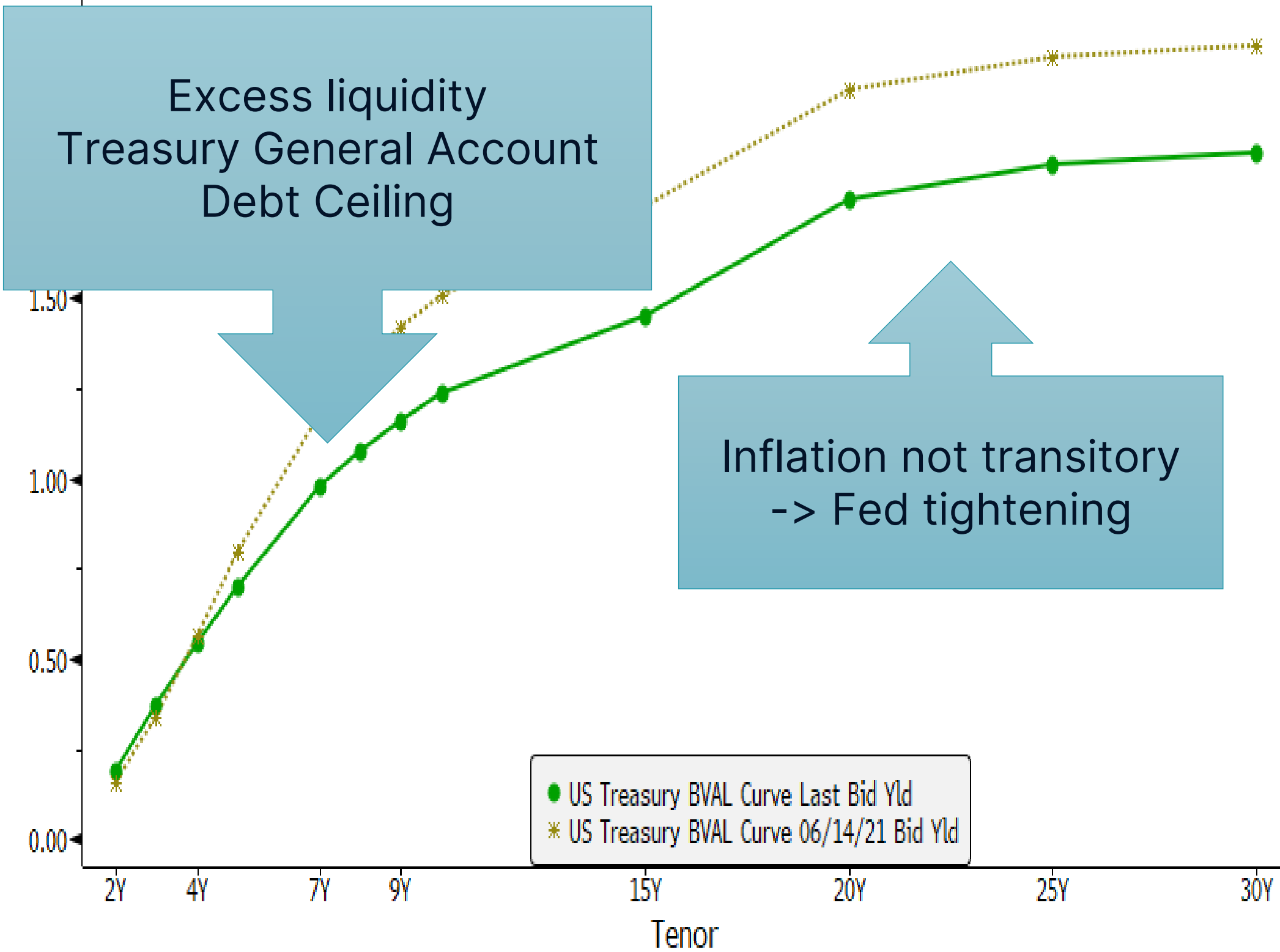
Full employment? Labor market is normalizing

Liquidity continues to be unprecedentedly high

“Taper Tantrum” risk

New COVID variants risk

US Treasuries might fall in the near-term. In the long-term yields are poised to rise.



Source: Bloomberg.

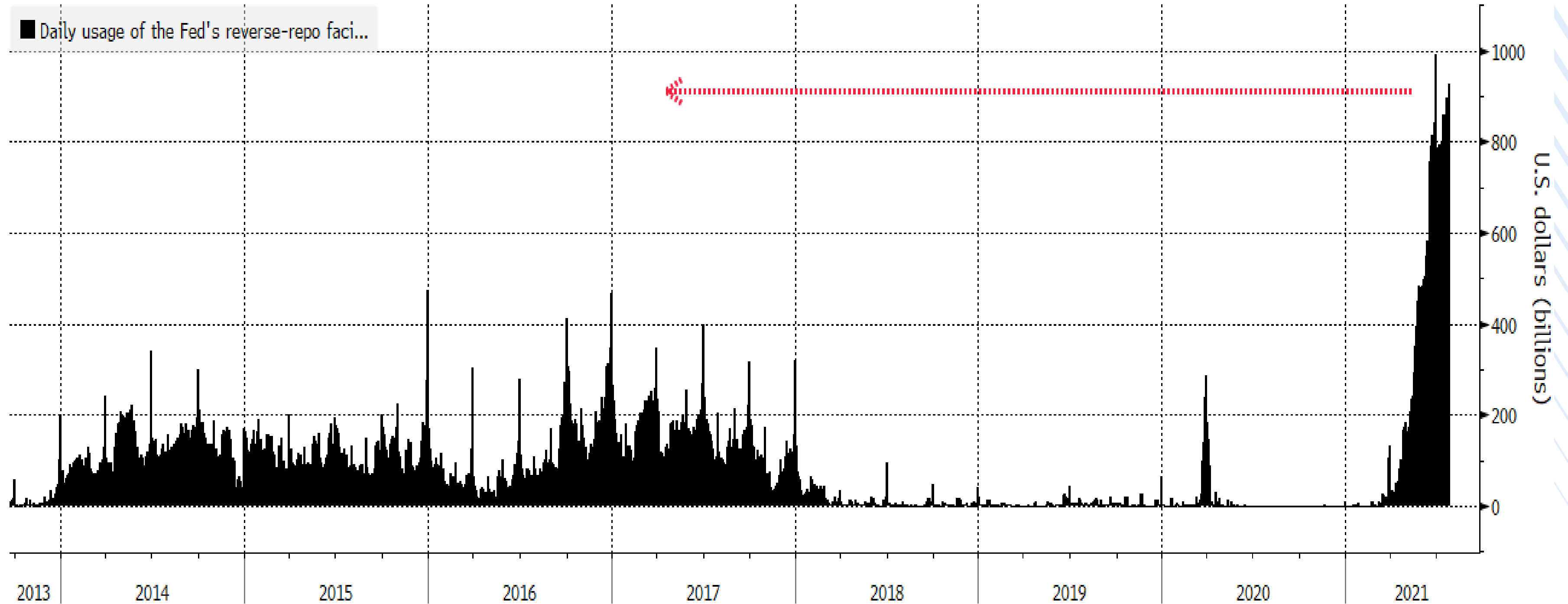
Ten-year yields



Source: Bloomberg.

The Fed is creating a «rate corridor» with a floor of 0.05% and a ceiling of 0.25%.

The Fed's RRP facility continues to receive the highest demand on record



Source: Bloomberg.

USD weaker as market decides FOMC neutral for US rate expectations

EURUSD



Source: Saxo Group



FX Board - Trend Evolution for G10 FX + CNH Thursday, July 29, 2021 SAXO BANK

Aggregate	EUR	USD	CNH	JPY	GBP	CHF	AUD	CAD	NZD	SEK	NOK	XAU	XAG
Trends ->	-0.3	0.3	-0.7	1.3	2.6	3.2	-3.6	-0.4	-1.0	0.3	-1.8	0.6	-3.2
2D Change	-0.1	-1.5	-0.1	-0.7	0.6	0.7	-0.3	0.7	-1.3	0.6	1.3	0.5	1.0
5D Change	0.0	-2.6	-3.3	-1.8	2.9	0.9	-0.1	0.7	-1.6	2.4	2.4	-0.7	-0.2
↑ Momentum													
Trend readings for last five weeks													
Date	EUR	USD	CNH	JPY	GBP	CHF	AUD	CAD	NZD	SEK	NOK	XAU	XAG
29-Jul	-0.3	0.3	-0.7	1.3	2.6	3.2	-3.6	-0.4	-1.0	0.3	-1.8	0.6	-3.2
28-Jul	-0.2	1.1	-0.7	1.7	2.5	3.1	-3.5	-0.8	-0.7	0.1	-2.4	0.1	-4.1
27-Jul	-0.3	1.8	-0.6	2.0	2.1	2.5	-3.3	-1.1	0.3	-0.3	-3.1	0.1	-4.2
26-Jul	-0.7	2.1	1.3	1.4	0.7	2.0	-3.2	-0.6	1.0	-1.0	-2.9	0.2	-3.1
23-Jul	-0.7	2.7	2.4	2.1	0.1	1.9	-3.3	-0.6	0.8	-1.9	-3.6	0.9	-3.1
22-Jul	-0.4	2.9	2.6	3.1	-0.2	2.3	-3.5	-1.1	0.6	-2.0	-4.2	1.3	-3.0
21-Jul	0.5	3.5	3.3	4.1	-1.0	2.9	-4.1	-1.9	0.6	-2.0	-5.7	1.9	-3.5
20-Jul	1.0	4.2	3.1	5.9	-1.0	3.1	-3.9	-3.6	0.4	-1.8	-6.7	3.0	-3.6
19-Jul	0.5	3.6	2.6	5.5	-0.1	3.1	-3.6	-4.4	1.1	-2.3	-5.8	2.9	-2.4
16-Jul	-0.3	2.9	2.7	4.0	0.8	2.4	-2.8	-3.1	1.4	-2.9	-5.0	3.0	-0.8
15-Jul	-0.9	2.5	2.6	3.8	1.3	2.7	-2.3	-2.9	0.7	-2.8	-4.6	3.5	0.3
14-Jul	-1.3	2.4	2.0	3.0	1.2	2.8	-1.8	-2.1	0.4	-2.5	-3.9	2.7	-0.3
13-Jul	-1.2	3.0	1.8	2.8	1.4	2.9	-1.9	-1.6	-1.0	-2.2	-3.9	1.9	-0.7
12-Jul	-0.6	2.5	1.0	3.0	1.3	2.8	-2.2	-1.7	-0.8	-1.7	-3.5	1.4	-0.7
9-Jul	-0.6	2.9	1.1	3.7	1.0	2.7	-2.3	-2.0	-0.6	-1.7	-4.3	1.6	-1.0
8-Jul	-0.9	3.8	1.9	4.4	0.2	1.9	-2.4	-2.0	-0.1	-1.7	-5.0	1.7	-0.8
7-Jul	-1.8	3.9	2.6	2.6	0.2	-0.6	-1.2	-0.9	1.2	-2.2	-3.8	1.2	-0.3
6-Jul	-1.4	3.7	2.2	1.8	-0.2	-0.8	-1.2	-0.2	0.6	-1.7	-3.0	0.3	-0.2
5-Jul	-1.3	3.5	2.3	0.5	-0.5	-1.0	-1.5	1.0	0.0	-1.5	-1.6	-0.7	0.0
2-Jul	-0.9	4.2	2.5	0.5	-0.7	-0.9	-1.9	0.9	-0.3	-1.2	-2.1	-1.3	-0.6
1-Jul	-0.4	4.9	3.2	0.7	-0.6	-1.4	-2.4	-0.2	-1.0	-1.1	-1.9	-2.3	-1.5
30-Jun	-0.7	4.3	2.7	1.3	-0.2	-1.7	-2.0	-0.1	-1.2	-0.9	-1.6	-3.4	-2.1
29-Jun	-0.6	3.8	2.2	1.4	-0.5	-1.4	-1.6	-0.3	-0.9	-1.0	-1.2	-4.0	-2.9
28-Jun	-0.8	3.4	1.5	0.5	-0.4	-1.6	-0.7	0.3	-0.2	-1.1	-1.0	-3.7	-2.7
25-Jun	-1.0	3.5	1.1	0.0	-0.3	-1.4	-0.7	0.5	0.0	-0.9	-1.0	-4.0	-3.2

Source: Bloomberg and Saxo Group

Earnings to watch this week: Amazon in spotlight late today

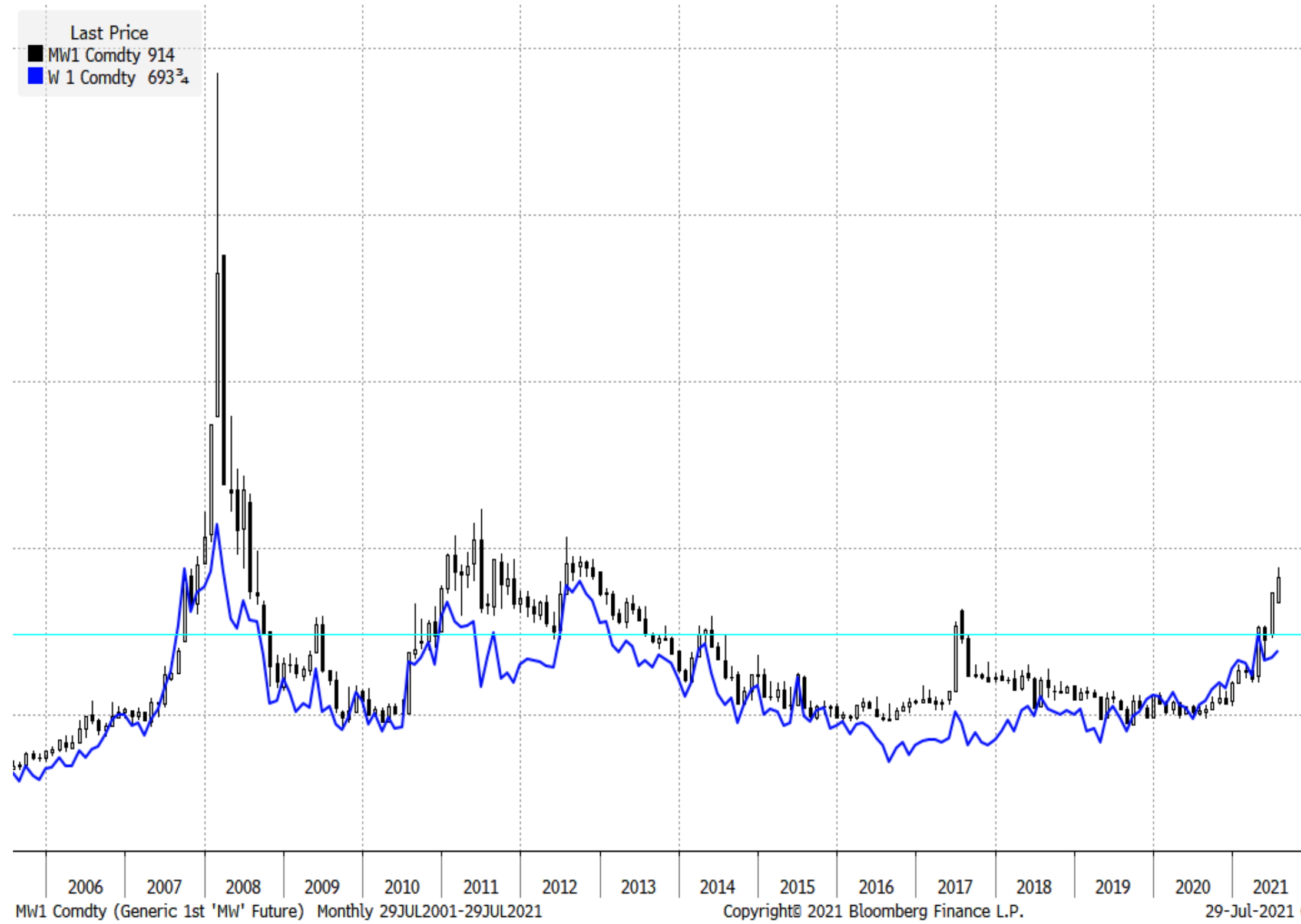
Amazon

- **Today:** Volkswagen, Amazon, Twilio, Mastercard
- **Friday:** ExxonMobil, Chevron, Caterpillar, BBVA, BNP Paribas

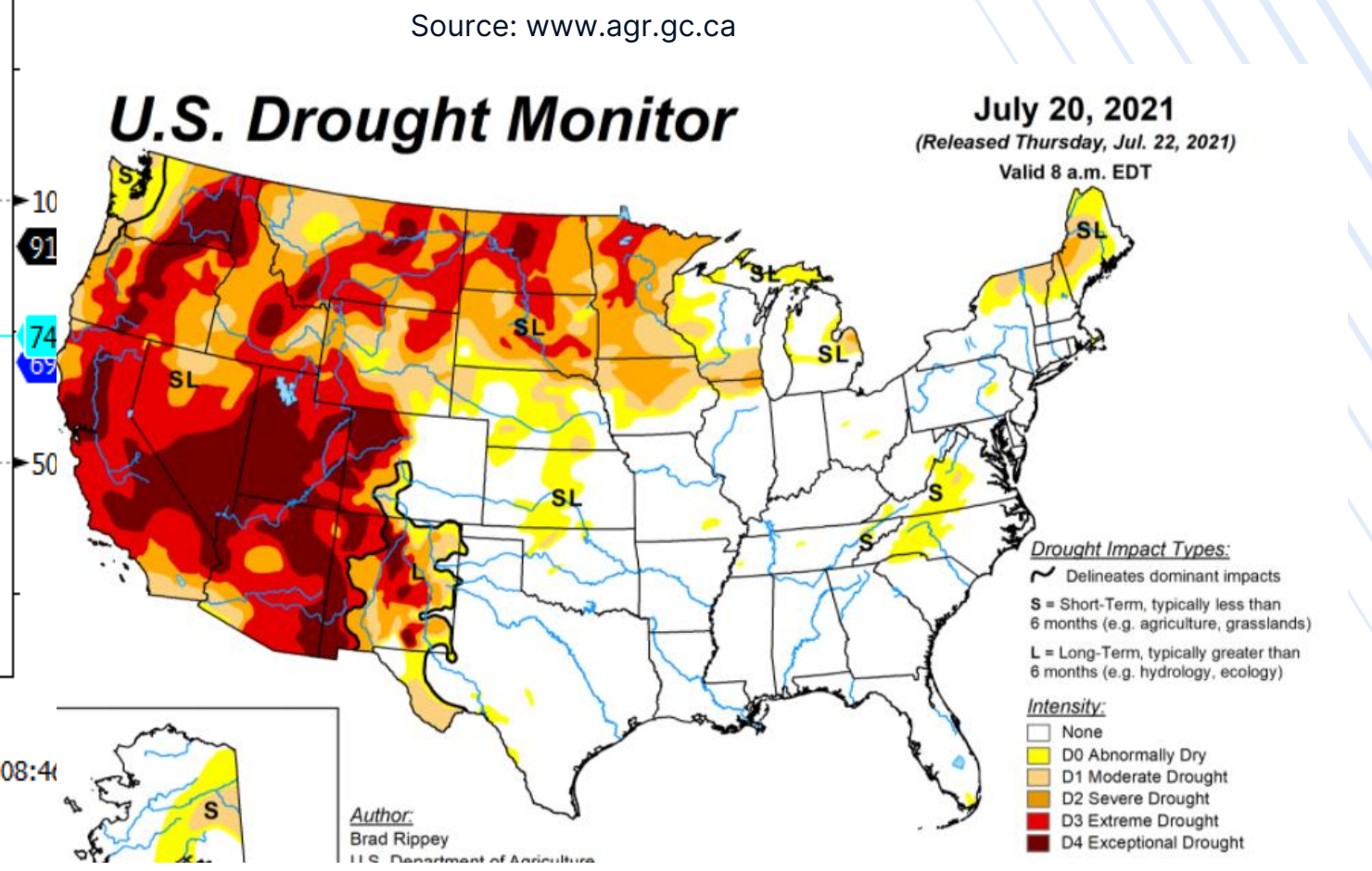
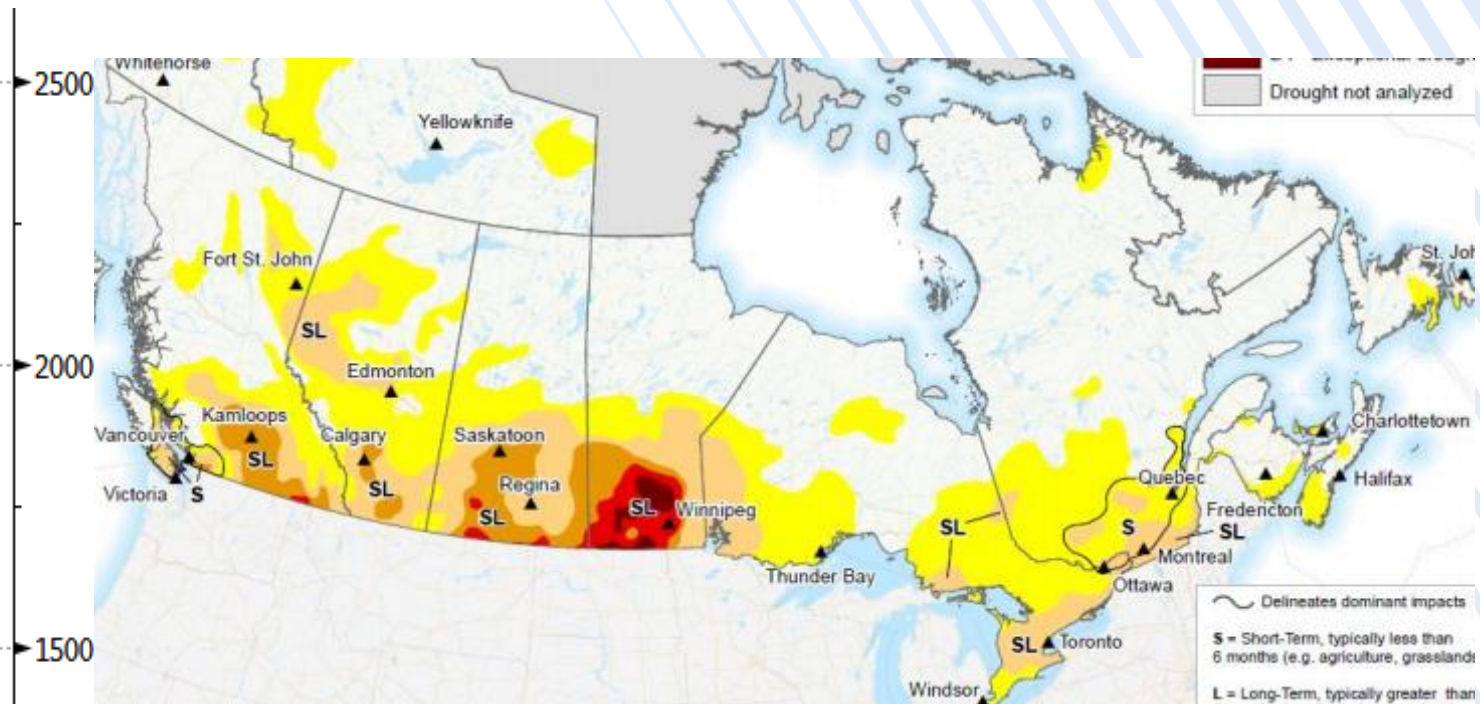


Source: Saxo Group

Keep an eye on grain prices – Northern US and Canadian drought weighs



Source: Bloomberg



Source: droughtmonitor.unl.edu

Macro – Calendar Highlights

Today's Calendar Highlights (all times GMT)

0700 – Spain Jul. Flash CPI

0730 – Sweden Q2 GDP indicator

0755 – Germany Jul. Unemployment Change /
Unemployment Rate

0830 – UK Jun. Mortgage Approvals

0900 – Euro Zone Jul. Confidence Surveys

1230 – US Weekly Initial Jobless Claims

1230 – US Q2 GDP Estimate

1430 – US Weekly Natural Gas Storage change

2200 – New Zealand Jul. ANZ Consumer Confidence

2330 – Japan Jun. Jobless Rate

2330 – Japan Jun. Industrial Production

2350 – Japan Jun. Retail Sales

0130 – Australia Q2 PPI

Upcoming Economic Calendar Highlights

FRI: Germany Q2 GDP estimate, **Euro Zone Jul. CPI**, Canada
May GDP, **US Jun. PCE Inflation**, **US Fed's Bullard to Speak**

August 26-28 – Fed Jackson Hole

Appendix: US Nasdaq 100 Index 5-year chart



Appendix: Where do you find the equity theme baskets?

The screenshot displays the SaxoTraderGO interface. At the top, the navigation bar includes 'TRADING', 'RESEARCH', and 'ACCOUNT'. The 'RESEARCH' tab is highlighted with a red box. Below the navigation bar, a secondary menu lists various market categories: Overview, Hot Topics, Quarterly Outlook, Forex, Stocks, Commodities, Bonds, ETFs, Crypto, Education, Trade Signals, News, Market Analysis, Calendar, and Equities. The 'Stocks' category is highlighted with a red box. The main content area features four equity baskets, each with a line chart and performance metrics:

- US 30 Wall Street**: 34,581.20 USD. Daily: -0.07%, Monthly: 1.52%, Yearly: 35.75%.
- US Tech 100 NAS**: 13,674.79 USD. Daily: -0.02%, Monthly: -2.10%, Yearly: 42.48%.
- US 500**: 4,206.67 USD. Daily: -0.05%, Monthly: -0.11%, Yearly: 37.68%.
- Germany 30**: 15,591.67 EUR. Daily: -0.03%, Monthly: 2.62%, Yearly: 30.62%.

Below the baskets is a section for 'Latest articles' with a 'See All' link. It contains four article cards:

- Amazon**: EQUITIES | 01-Jun-2021 12:50 | 8 Minutes to read. Pricing power and valuation discount drive logistics returns in the future.
- Dragon**: EQUITIES | 01-Jun-2021 00:00 | 8 Minutes to read. Macro Dragon Reflections: Is Beyond Meat the next GameStop? Thoughts on the Jan-Feb Short Squeeze.... THE HIVE, AMC, GME, BB & BYND...
- Ship**: EQUITIES | 28-May-2021 10:50 | 6 Minutes to read. Additions to crypto basket; JD Logistics rides the e-commerce bonanza.
- Map**: EQUITIES | 27-May-2021 02:00 | 5 Minutes to read. Upcoming catalysts.

At the bottom, there is a section for 'Saxo's Equity Baskets' with a 'See All' link. It features four theme baskets:

- Logistics**: Represented by an image of a cargo ship.
- Semiconductors**: Represented by an image of a microchip.
- Financial Trading**: Represented by an image of a computer monitor displaying a stock market chart.
- Crypto and Blockchain**: Represented by an image of a Bitcoin coin and a blockchain diagram.

Disclaimer

The Saxo Bank Group entities each provide execution-only service and access to Analysis permitting a person to view and/or use content available on or via the website. This content is not intended to and does not change or expand on the execution-only service. Such access and use are at all times subject to (i) The Terms of Use; (ii) Full Disclaimer; (iii) The Risk Warning; (iv) the Rules of Engagement and (v) Notices applying to Saxo News & Research and/or its content in addition (where relevant) to the terms governing the use of hyperlinks on the website of a member of the Saxo Bank Group by which access to Saxo News & Research is gained. Such content is therefore provided as no more than information. In particular no advice is intended to be provided or to be relied on as provided nor endorsed by any Saxo Bank Group entity; nor is it to be construed as solicitation or an incentive provided to subscribe for or sell or purchase any financial instrument. All trading or investments you make must be pursuant to your own unprompted and informed self-directed decision. As such no Saxo Bank Group entity will have or be liable for any losses that you may sustain as a result of any investment decision made in reliance on information which is available on Saxo News & Research or as a result of the use of the Saxo News & Research. Orders given and trades effected are deemed intended to be given or effected for the account of the customer with the Saxo Bank Group entity operating in the jurisdiction in which the customer resides and/or with whom the customer opened and maintains his/her trading account. Saxo News & Research does not contain (and should not be construed as containing) financial, investment, tax or trading advice or advice of any sort offered, recommended or endorsed by Saxo Bank Group and should not be construed as a record of our trading prices, or as an offer, incentive or solicitation for the subscription, sale or purchase in any financial instrument. To the extent that any content is construed as investment research, you must note and accept that the content was not intended to and has not been prepared in accordance with legal requirements designed to promote the independence of investment research and as such, would be considered as a marketing communication under relevant laws.

Please read our disclaimers:

[Notification on Non-Independent Investment Research](https://www.home.saxo/legal/niird/notification) (https://www.home.saxo/legal/niird/notification)

[Full disclaimer](https://www.home.saxo/legal/disclaimer/saxo-disclaimer) (https://www.home.saxo/legal/disclaimer/saxo-disclaimer)

[Full disclaimer](https://www.home.saxo/legal/saxoselect-disclaimer/disclaimer) (https://www.home.saxo/legal/saxoselect-disclaimer/disclaimer)